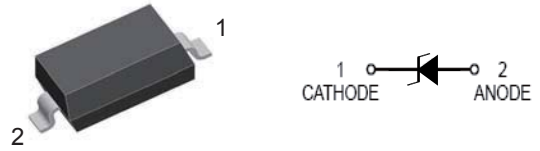


## Zener Diode in SOD-123

### Features

- Low Zener Impedance
- 500mW Power Dissipation
- High Stability and High Reliability



### Mechanical Data

- **Case:** SOD-123 (plastic package).  
Lead free; RoHS compliant; Halogen free
- **Molding Compound Flammability Rating:**  
UL 94 V-0
- **Terminals:** High temperature soldering guaranteed:  
260 °C/10 sec. at terminals

### Absolute Maximum Ratings

Ratings at 25 °C, ambient temperature unless otherwise specified

Characteristic	Symbol	Value	Unit
Forward Voltage (Note 2) @ $I_F = 10\text{mA}$	$V_F$	0.9	V
Power Dissipation(Note 1)	$P_d$	500	mW
Thermal Resistance from Junction to Ambient	$R_{\theta JA}$	340	°C/W
Junction Temperature	$T_j$	150	°C
Storage Temperature Range	$T_{stg}$	-55~+150	°C

- 1) Device mounted on ceramic PCB: 7.6mm x 9.4mm x 0.87mm with pad areas 25mm<sup>2</sup>
- 2) Short duration test pulse used to minimize self-heating effect
- 3) f=1KHz

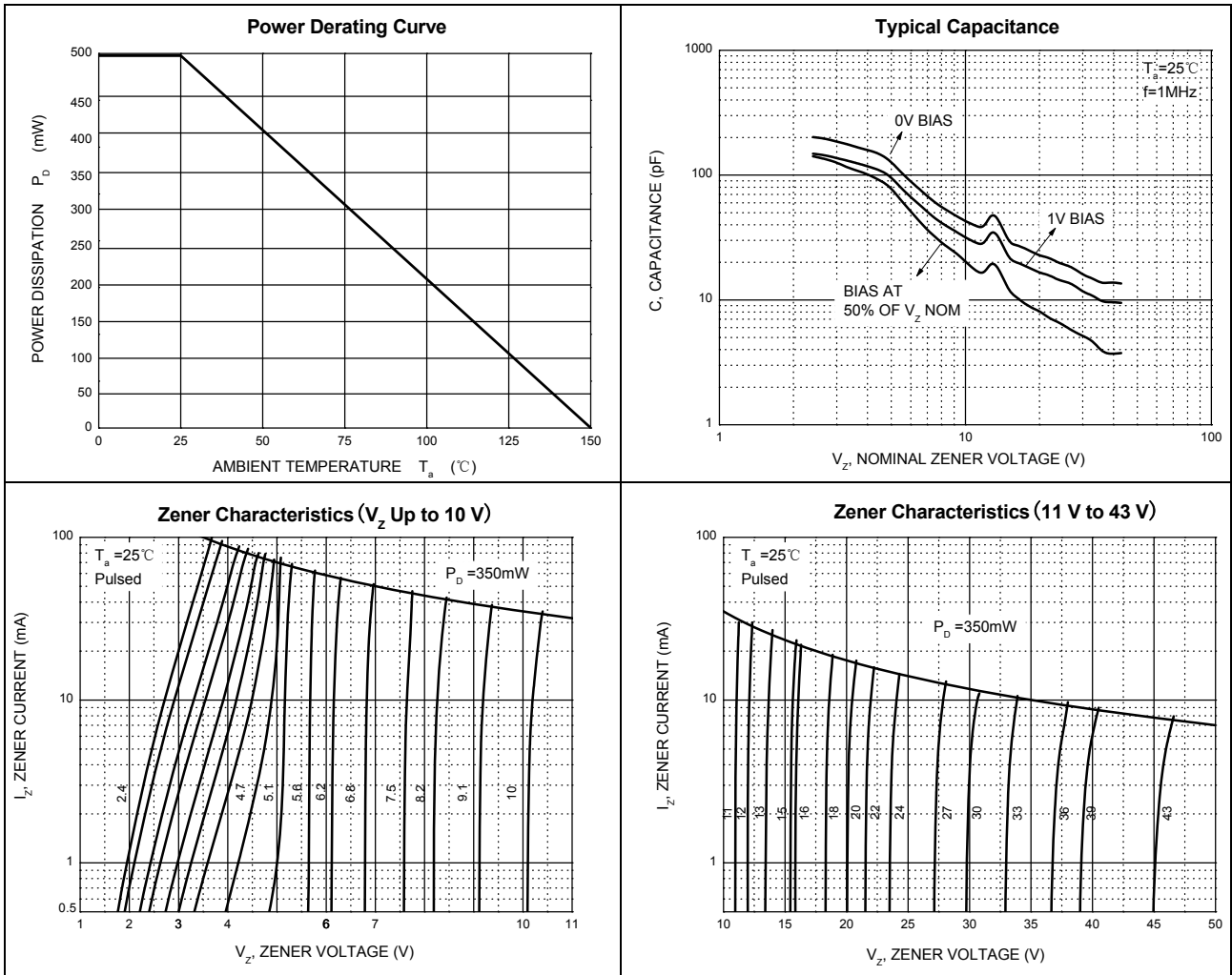
**Electrical Characteristics**

 (T<sub>A</sub> = 25 °C unless otherwise specified)

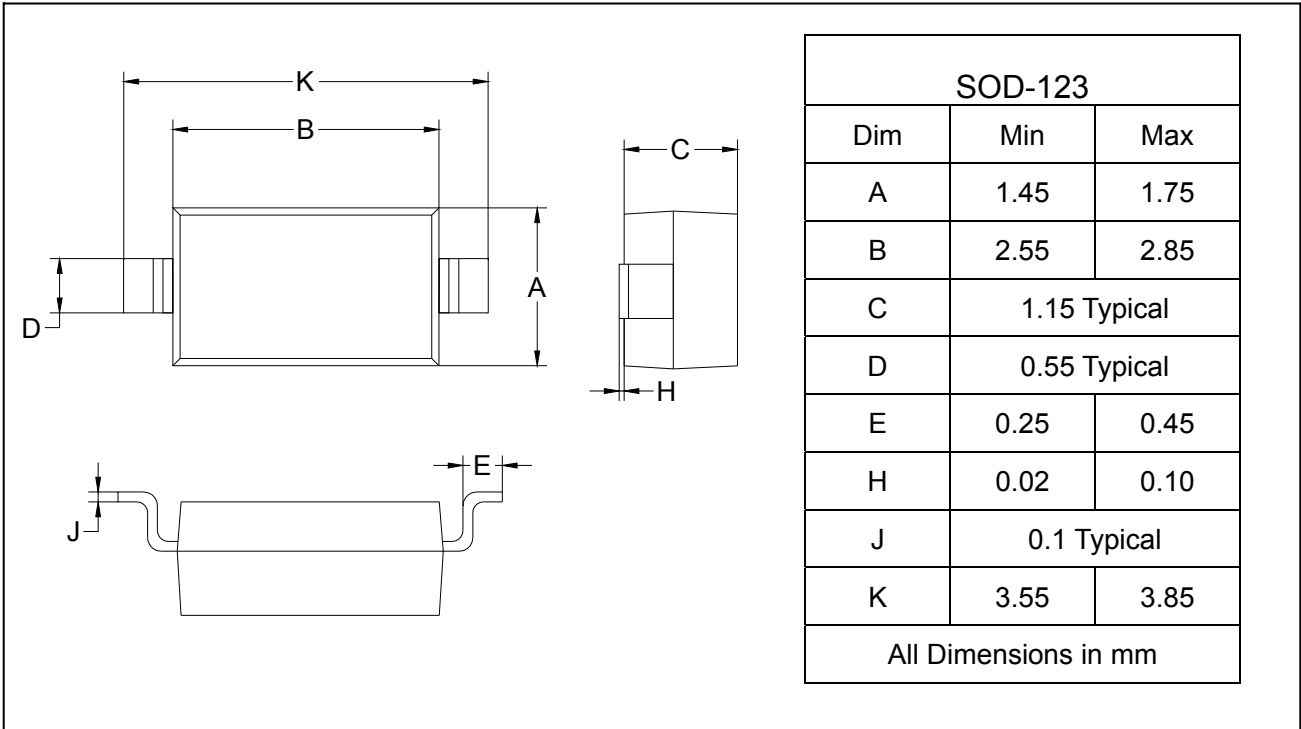
Type	Zener Voltage Range <sup>1)</sup>			Dynamic Impedance				Reverse Leakage Current	
	V <sub>znom</sub>	V <sub>ZT</sub>	at I <sub>ZT</sub>	Z <sub>ZT</sub>	at I <sub>ZT</sub>	Z <sub>ZK</sub>	at I <sub>ZK</sub>	I <sub>R</sub>	at V <sub>R</sub>
	V	V	mA	Max. (Ω)	mA	Max. (Ω)	mA	Max. (μA)	V
BZT52C2V4	2.4	2.2...2.6	5	100	5	600	1	50	1
BZT52C2V7	2.7	2.5...2.9	5	100	5	600	1	20	1
BZT52C3V0	3.0	2.8...3.2	5	95	5	600	1	10	1
BZT52C3V3	3.3	3.1...3.5	5	95	5	600	1	5	1
BZT52C3V6	3.6	3.4...3.8	5	90	5	600	1	5	1
BZT52C3V9	3.9	3.7...4.1	5	90	5	600	1	3	1
BZT52C4V3	4.3	4...4.6	5	90	5	600	1	3	1
BZT52C4V7	4.7	4.4...5	5	80	5	500	1	3	2
BZT52C5V1	5.1	4.8...5.4	5	60	5	480	1	2	2
BZT52C5V6	5.6	5.2...6	5	40	5	400	1	1	2
BZT52C6V2	6.2	5.8...6.6	5	10	5	150	1	3	4
BZT52C6V8	6.8	6.4...7.2	5	15	5	80	1	2	4
BZT52C7V5	7.5	7...7.9	5	15	5	80	1	1	5
BZT52C8V2	8.2	7.7...8.7	5	15	5	80	1	0.7	5
BZT52C9V1	9.1	8.5...9.6	5	15	5	100	1	0.5	6
BZT52C10	10	9.4...10.6	5	20	5	150	1	0.2	7
BZT52C11	11	10.4...11.6	5	20	5	150	1	0.1	8
BZT52C12	12	11.4...12.7	5	25	5	150	1	0.1	8
BZT52C13	13	12.4...14.1	5	30	5	170	1	0.1	8
BZT52C15	15	13.8...15.6	5	30	5	200	1	0.1	10.5
BZT52C16	16	15.3...17.1	5	40	5	200	1	0.1	11.2
BZT52C18	18	16.8...19.1	5	45	5	225	1	0.1	12.6
BZT52C20	20	18.8...21.2	5	55	5	225	1	0.1	14
BZT52C22	22	20.8...23.3	5	55	5	250	1	0.1	15.4
BZT52C24	24	22.8...25.6	5	70	5	250	1	0.1	16.8
BZT52C27	27	25.1...28.9	2	80	2	300	0.5	0.1	18.9
BZT52C30	30	28...32	2	80	2	300	0.5	0.1	21
BZT52C33	33	31...35	2	80	2	325	0.5	0.1	23.1
BZT52C36	36	34...38	2	90	2	350	0.5	0.1	25.2
BZT52C39	39	37...41	2	130	2	350	0.5	0.1	27.3
BZT52C43	43	40...46	2.5	130	2	500	1	2	33
BZT52C47	47	44...50	2.5	150	2	500	1	2	36
BZT52C51	51	48...54	2.5	180	2	500	1	1	39
BZT52C56	56	52...60	2.5	180	2	500	1	1	43
BZT52C62	62	58...66	2.5	200	2	500	1	0.2	47
BZT52C68	68	64...72	2.5	250	2	500	1	0.2	52
BZT52C75	75	70...79	2.5	300	2	500	1	0.2	57

<sup>1)</sup> V<sub>ZT</sub> is tested with pulses (20 ms).

Typical Characteristics ( $T_{amb} = 25\text{ }^{\circ}\text{C}$  unless otherwise specified)



### Package Dimensions



### Ordering information

Order code	Package	Packaging option	Base quantity	Packaging specification
BZT52Cxx	SOD-123	Tape and reel	3000pcs / reel	EIA STD RS-481

### Revision history

Date	Revision	Changes
23-May-2020	1.0	Initial release

## CAUTION / WARNING

Information in this document is believed to be accurate and reliable. However, RDSEMI does not give any representations or warranties, expressed or implied, as to the accuracy or completeness of such information and shall have no liability for the consequences of use of such information.

Users should independently evaluate the suitability of and test each product selected for their own applications, and RDSEMI assumes no liability what's ever relating to the choice, selection or use of the RDSEMI products and services described herein.

RDSEMI reserves the right to change or update, without notice, any information contained in this publication; to change, without notice, the design, construction, processing, or specification of any product; and to discontinue or limit production or distribution of any product.

Information in this document supersedes and replaces all information previously supplied.

Products are not designed, authorized or warranted to be suitable for use in medical, military, aircraft, space or life support equipment, nor in applications where failure or malfunction of an RDSEMI product can reasonably be expected to result in personal injury, death or severe property or environmental damage. RDSEMI accepts no liability for inclusion and/or use of RDSEMI products in such equipment or applications and therefore such inclusion and/or use is at the customer's own risk.

This document as well as the item(s) described herein may be subject to export control regulations. Export might require a prior authorization from national authorities.

Resale of RDSEMI products with provisions different from the statements and/or technical features set forth in this document shall immediately void any warranty granted by RDSEMI for the RDSEMI product or service described herein and shall not create or extend in any manner whatsoever, any liability of RDSEMI.

RDSEMI expressly disclaims all implied warranties regarding the information contained herein, including, but not limited to, any implied warranties of merchantability or fitness for a particular purpose. RDSEMI only obligations are those in the RDSEMI Standard Terms and Conditions of Sale and in no case will RDSEMI be liable for any incidental, indirect, or consequential damages arising from the sale, resale, use, or misuse of its products.

---

Specifications are subject to change without notice  
© Copyright 2020, DaJing Semiconductor  
All rights reserved