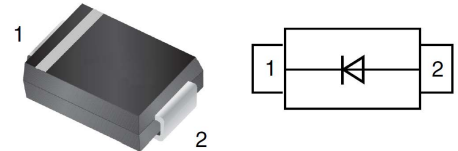


## Surface Mount General Rectifier in DO-214AB/SMC

### Features

- For surface mounted application
- Glass passivated junction chip
- Built-in strain relief, ideal for automated placement
- High forward surge current capability



### Mechanical Data

- **Case:** JEDEC DO-214AB(SMC)molded plastic  
Lead free; RoHS compliant
- **Molding Compound Flammability Rating:**  
UL 94 V-0
- **Terminals:** High temperature soldering guaranteed:  
260 °C/10 sec. at terminals

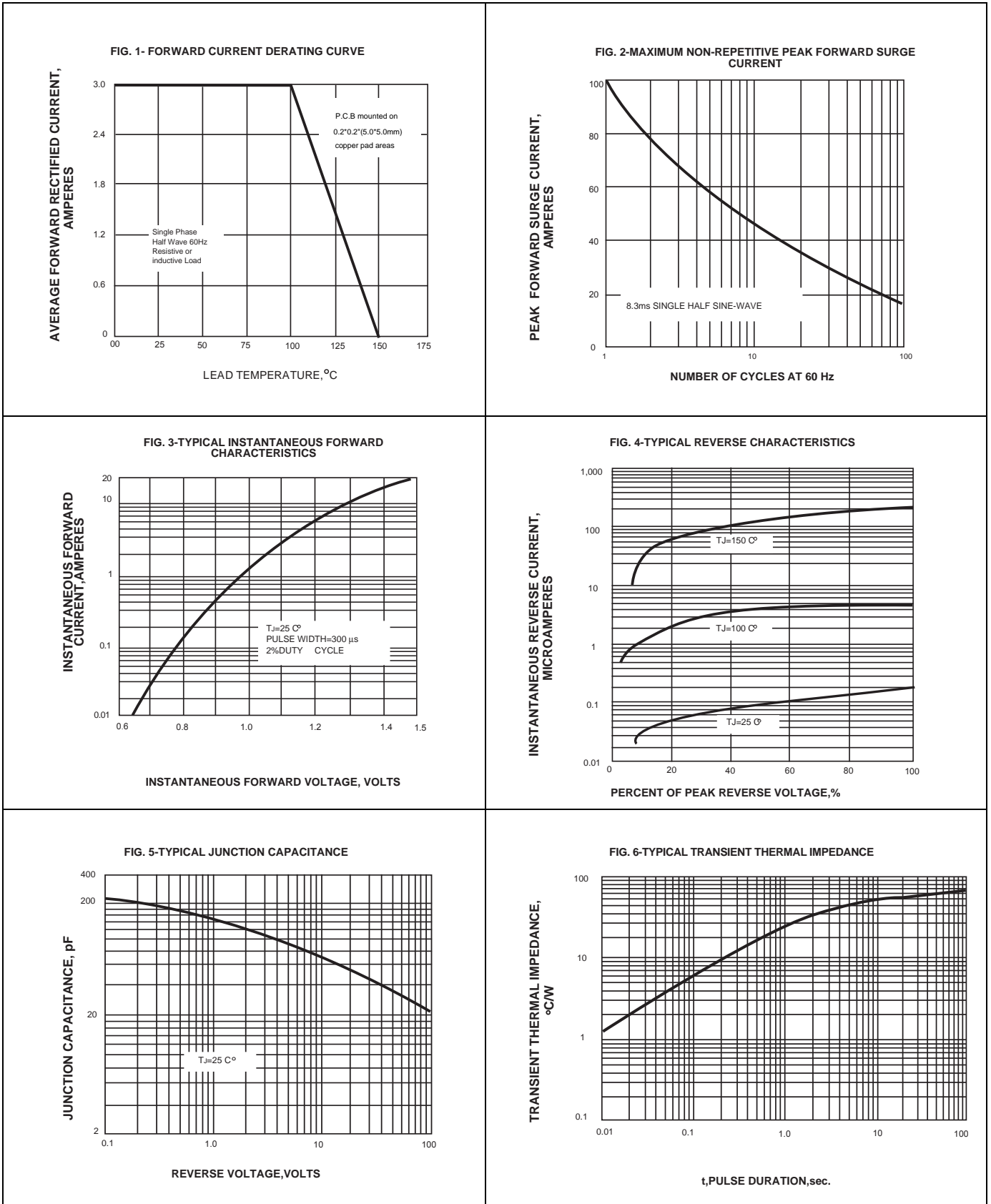
### Maximum Ratings And Electrical Characteristics

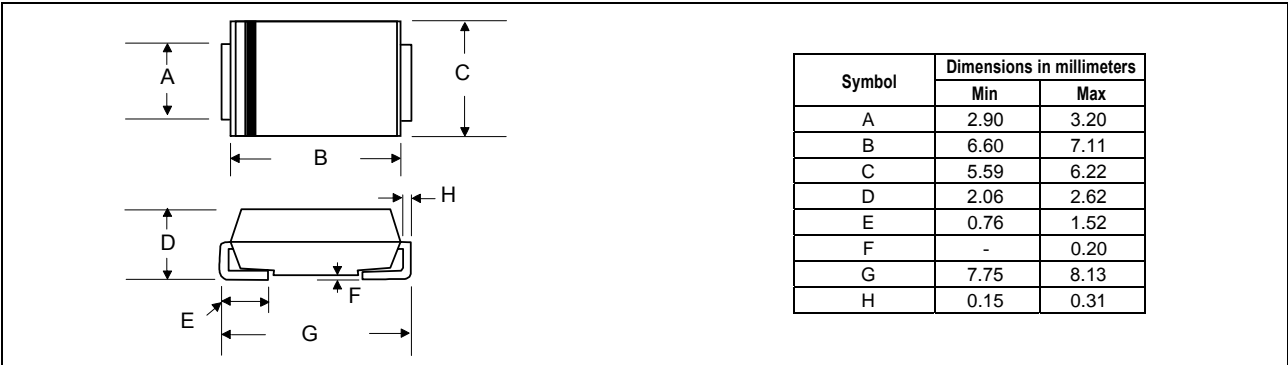
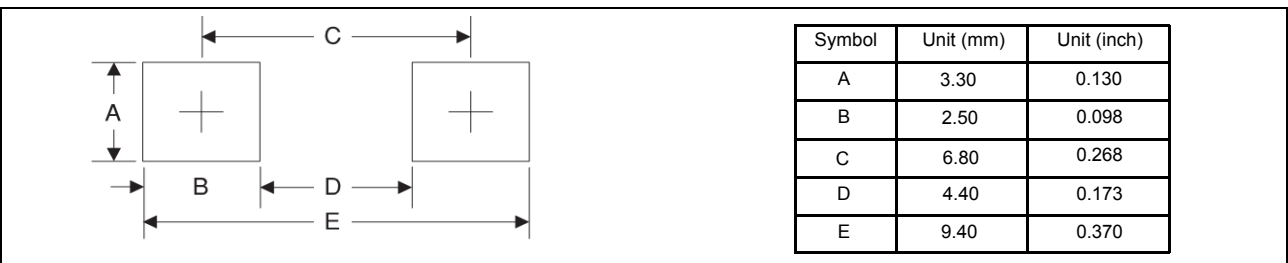
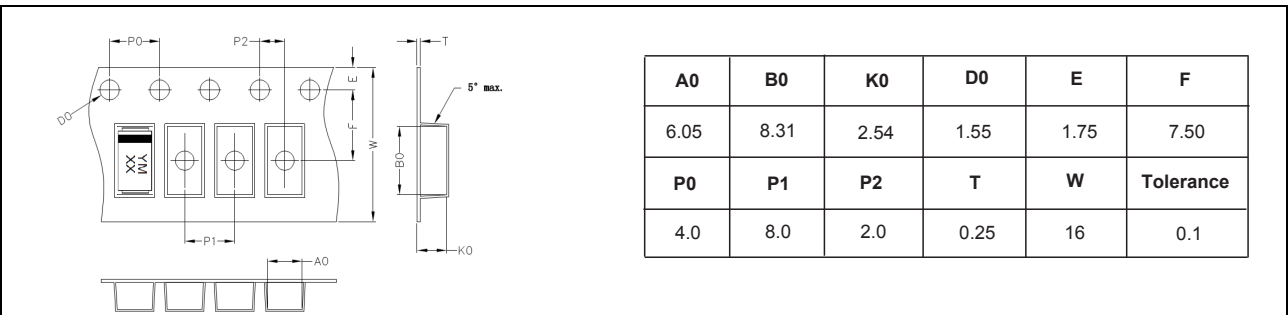
Ratings at 25° C ambient temperature unless otherwise specified.  
Single phase half-wave 60Hz, resistive or inductive load, for capacitive load current derate by 20%.

Parameter	Symbols	GS3A	GS3B	GS3D	GS3G	GS3J	GS3K	GS3M	Units
Maximum repetitive peak reverse voltage	$V_{RRM}$	50	100	200	400	600	800	1000	V
Maximum RMS voltage	$V_{RMS}$	35	70	140	280	420	560	700	V
Maximum DC blocking voltage	$V_{DC}$	50	100	200	400	600	800	1000	V
Maximum average forward rectified current at $T_L=100C$ °	$I_{(AV)}$	3.0							A
Peak forward surge current 8.3ms single half sine-wave superimposed on rated load	$I_{FSM}$	100.0							A
Maximum instantaneous forward voltage at 1.0A	$V_F$	1.1							V
Maximum DC reverse current $T_A=25 C$ ° at rated DC blocking voltage $T_A=100 C$ °	$I_R$	5.0 100.0							$\mu A$
Typical junction capacitance (NOTE 1)	$C_J$	100.0							pF
Typical thermal resistance (NOTE 2)	$R_{\theta JA}$	47.0							°C/W
Operating junction and storage temperature range	$T_J, T_{STG}$	-55 to +150							°C

- Note:** 1. Measured at 1MHz and applied reverse voltage of 4.0V D.C.  
2. P.C.B. mounted with 0.2x0.2" (5.0x5.0mm) copper pad areas

Typical Characteristics ( $T_{amb} = 25\text{ }^{\circ}\text{C}$  unless otherwise specified)



**Package Dimensions**

**PAD Dimensions**

**Packing Information**

**Ordering information**

Order code	Package	Packaging option	Base quantity	Packaging specification
G3SA thru GS3M	DO-214AB/SMC	Tape and reel	3000pcs / reel	EIA STD RS-481

**Revision history**

Date	Revision	Changes
23-May-2020	1.0	Initial release

## CAUTION / WARNING

Information in this document is believed to be accurate and reliable. However, RDSEMI does not give any representations or warranties, expressed or implied, as to the accuracy or completeness of such information and shall have no liability for the consequences of use of such information.

Users should independently evaluate the suitability of and test each product selected for their own applications, and RDSEMI assumes no liability what's ever relating to the choice, selection or use of the RDSEMI products and services described herein.

RDSEMI reserves the right to change or update, without notice, any information contained in this publication; to change, without notice, the design, construction, processing, or specification of any product; and to discontinue or limit production or distribution of any product.

Information in this document supersedes and replaces all information previously supplied.

Products are not designed, authorized or warranted to be suitable for use in medical, military, aircraft, space or life support equipment, nor in applications where failure or malfunction of an RDSEMI product can reasonably be expected to result in personal injury, death or severe property or environmental damage. RDSEMI accepts no liability for inclusion and/or use of RDSEMI products in such equipment or applications and therefore such inclusion and/or use is at the customer's own risk.

This document as well as the item(s) described herein may be subject to export control regulations. Export might require a prior authorization from national authorities.

Resale of RDSEMI products with provisions different from the statements and/or technical features set forth in this document shall immediately void any warranty granted by RDSEMI for the RDSEMI product or service described herein and shall not create or extend in any manner whatsoever, any liability of RDSEMI.

RDSEMI expressly disclaims all implied warranties regarding the information contained herein, including, but not limited to, any implied warranties of merchantability or fitness for a particular purpose. RDSEMI only obligations are those in the RDSEMI Standard Terms and Conditions of Sale and in no case will RDSEMI be liable for any incidental, indirect, or consequential damages arising from the sale, resale, use, or misuse of its products.

---

Specifications are subject to change without notice  
© Copyright 2020, DaJing Semiconductor  
All rights reserved