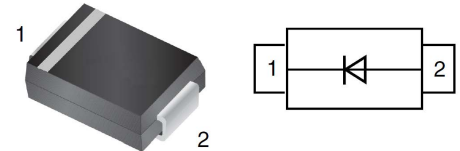


Fast Recovery Surface Mount Rectifier in DO-214AC/SMA

Features

- For surface mounted application
- Glass passivated junction chip
- Built-in strain relief, ideal for automated placement
- Fast switching for high efficiency



Mechanical Data

- **Case:** JEDEC DO-214AC(SMA)molded plastic
Lead free; RoHS compliant
- **Molding Compound Flammability Rating:**
UL 94 V-0
- **Terminals:** High temperature soldering guaranteed:
260 °C/10 sec. at terminals

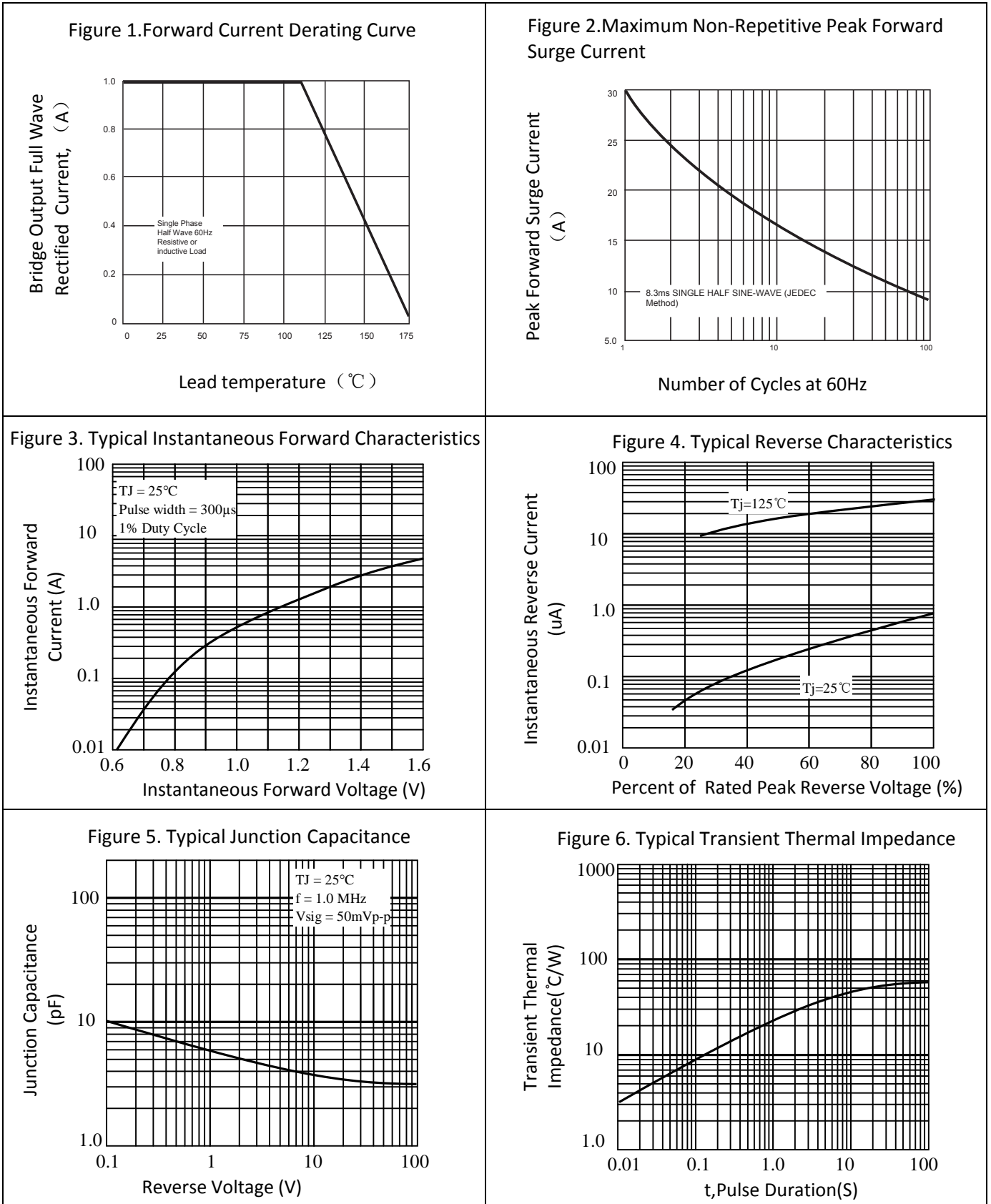
Maximum Ratings And Electrical Characteristics

Ratings at 25° C ambient temperature unless otherwise specified.
Single phase half-wave 60Hz, resistive or inductive load, for capacitive load current derate by 20%.

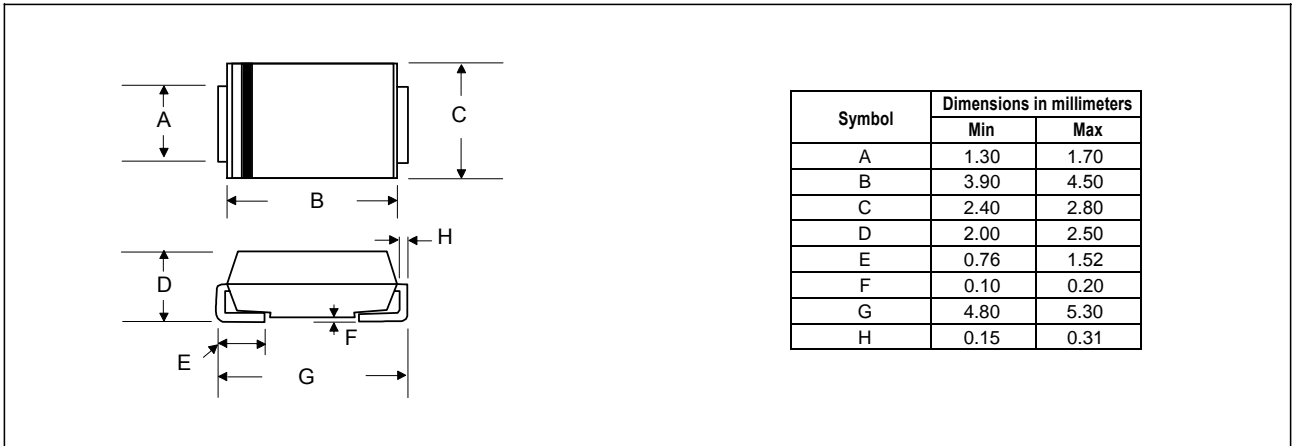
Parameter	Symbols	RS1A	RS1B	RS1D	RS1G	RS1J	RS1K	RS1M	Units	
Maximum repetitive peak reverse voltage	V_{RRM}	50	100	200	400	600	800	1000	Volts	
Maximum RMS voltage	V_{RMS}	35	70	140	280	420	560	700	Volts	
Maximum DC blocking voltage	V_{DC}	50	100	200	400	600	800	1000	Volts	
Maximum average forward rectified current See Fig. 1 @ $T_J=90^{\circ}C$	$I_{(AV)}$	1.0							Amp	
Peak forward surge current, 8.3 ms single half sine-wave superimposed on rated load (JEDEC Method)	I_{FSM}	30.0							Amps	
Maximum instantaneous forward voltage @ 1.0A	V_F	1.3							Volts	
Maximum DC reverse current at rated DC blocking voltage	I_R	5.0 50							μA	
Maximum reverse recovery time (Note 1)	t_r	150				250	500		nS	
Typical junction capacitance (Note 2)	C_J	10							pF	
Typical thermal resistance (Note 3)	$R_{\theta JA}$ $R_{\theta JL}$	105.0 32.0								$^{\circ}C/W$
Operating temperature range	T_J	-55 to +150							$^{\circ}C$	
Storage temperature range	T_{STG}	-55 to +150							$^{\circ}C$	

- Notes:**
1. Reverse Recovery Test Conditions: $I_F=0.5A$, $I_R=1.0A$, $I_{RR}=0.25A$
 2. Measured at 1 MHz and Applied $V_R=4.0$ Volts
 3. Thermal Resistance from Junction to Ambient and from Junction to Lead Mounted on P.C.B. with 0.2" x 0.2" (5.0 x 5.0 mm) Copper Pad Areas

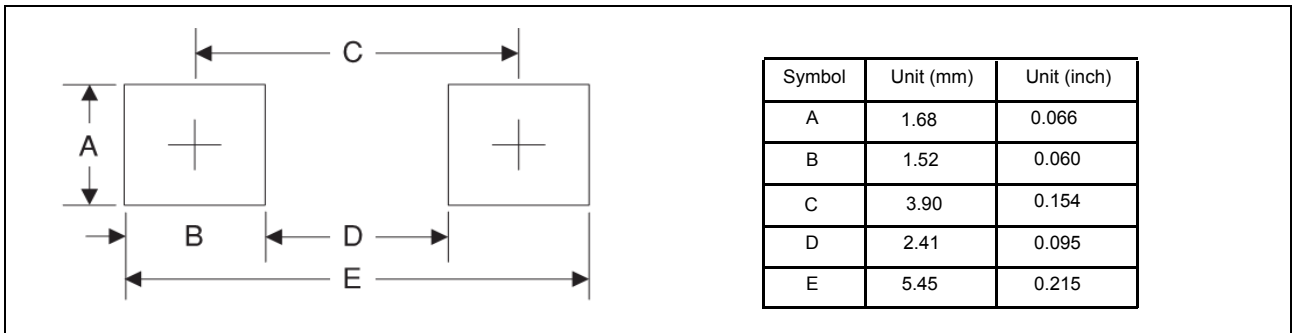
Typical Characteristics ($T_{amb} = 25\text{ }^{\circ}\text{C}$ unless otherwise specified)



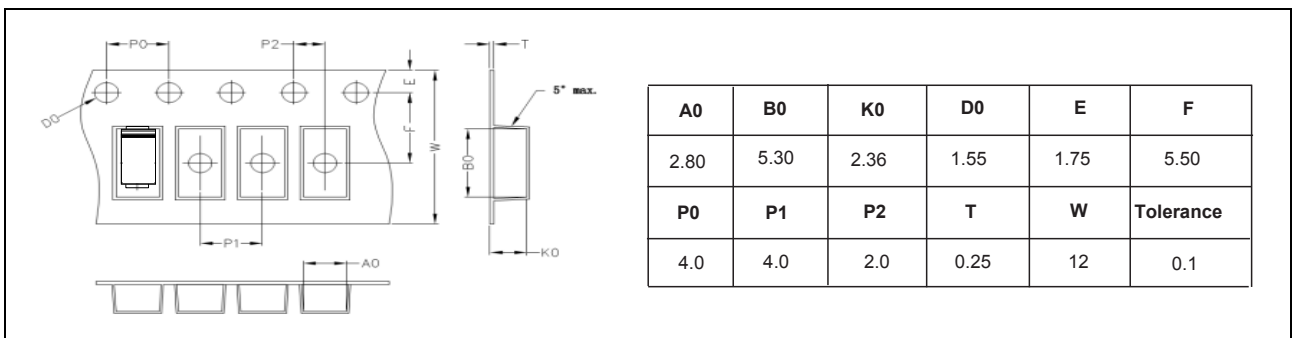
Package Dimensions



PAD Dimensions



Packing Information



Ordering information

Order code	Package	Packaging option	Base quantity	Packaging specification
RS1A Thru RS1M	DO-214AC/SMA	Tape and reel	5000pcs / reel	EIA STD RS-481

Revision history

Date	Revision	Changes
23-May-2020	1.0	Initial release

CAUTION / WARNING

Information in this document is believed to be accurate and reliable. However, RDSEMI does not give any representations or warranties, expressed or implied, as to the accuracy or completeness of such information and shall have no liability for the consequences of use of such information.

Users should independently evaluate the suitability of and test each product selected for their own applications, and RDSEMI assumes no liability what's ever relating to the choice, selection or use of the RDSEMI products and services described herein.

RDSEMI reserves the right to change or update, without notice, any information contained in this publication; to change, without notice, the design, construction, processing, or specification of any product; and to discontinue or limit production or distribution of any product.

Information in this document supersedes and replaces all information previously supplied.

Products are not designed, authorized or warranted to be suitable for use in medical, military, aircraft, space or life support equipment, nor in applications where failure or malfunction of an RDSEMI product can reasonably be expected to result in personal injury, death or severe property or environmental damage. RDSEMI accepts no liability for inclusion and/or use of RDSEMI products in such equipment or applications and therefore such inclusion and/or use is at the customer's own risk.

This document as well as the item(s) described herein may be subject to export control regulations. Export might require a prior authorization from national authorities.

Resale of RDSEMI products with provisions different from the statements and/or technical features set forth in this document shall immediately void any warranty granted by RDSEMI for the RDSEMI product or service described herein and shall not create or extend in any manner whatsoever, any liability of RDSEMI.

RDSEMI expressly disclaims all implied warranties regarding the information contained herein, including, but not limited to, any implied warranties of merchantability or fitness for a particular purpose. RDSEMI only obligations are those in the RDSEMI Standard Terms and Conditions of Sale and in no case will RDSEMI be liable for any incidental, indirect, or consequential damages arising from the sale, resale, use, or misuse of its products.

Specifications are subject to change without notice
© Copyright 2020, DaJing Semiconductor
All rights reserved