

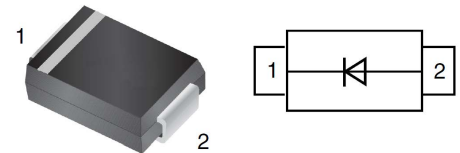
## Schottky Barrier Rectifier in DO-214AB/SMC

### Features

- Schottky barrier diodes
- Low forward voltage drop
- High Junction Temperature

### Mechanical Data

- **Case:** DO-214AB/SMC (plastic package).  
Lead free; RoHS compliant
- **Molding Compound Flammability Rating:**  
UL 94 V-0
- **Terminals:** High temperature soldering guaranteed:  
260 °C/10 sec. at terminals



### Applications

For use in low voltage, high frequency inverters, free wheeling, and polarity protection application

### Absolute Maximum Ratings

Ratings at 25 °C, ambient temperature unless otherwise specified

Parameter	Symbol	SK32	SK33	SK34	SK35	SK36	Unit
Maximum repetitive peak reverse voltage	$V_{RRM}$	20	30	40	50	60	V
Maximum RMS voltage	$V_{RMS}$	14	21	28	35	42	V
Maximum DC blocking voltage	$V_{DC}$	20	30	40	50	60	V
Maximum average forward rectified current	$I_{F(AV)}$	3.0					A
Peak forward surge current 8.3 ms single half sine-wave superimposed on rated load	$I_{FSM}$	80					A
Operating junction and storage temperature range	$T_J, T_{STG}$	- 55 to + 150					°C

### Electrical Characteristics

( $T_A = 25\text{ °C}$  unless otherwise specified)

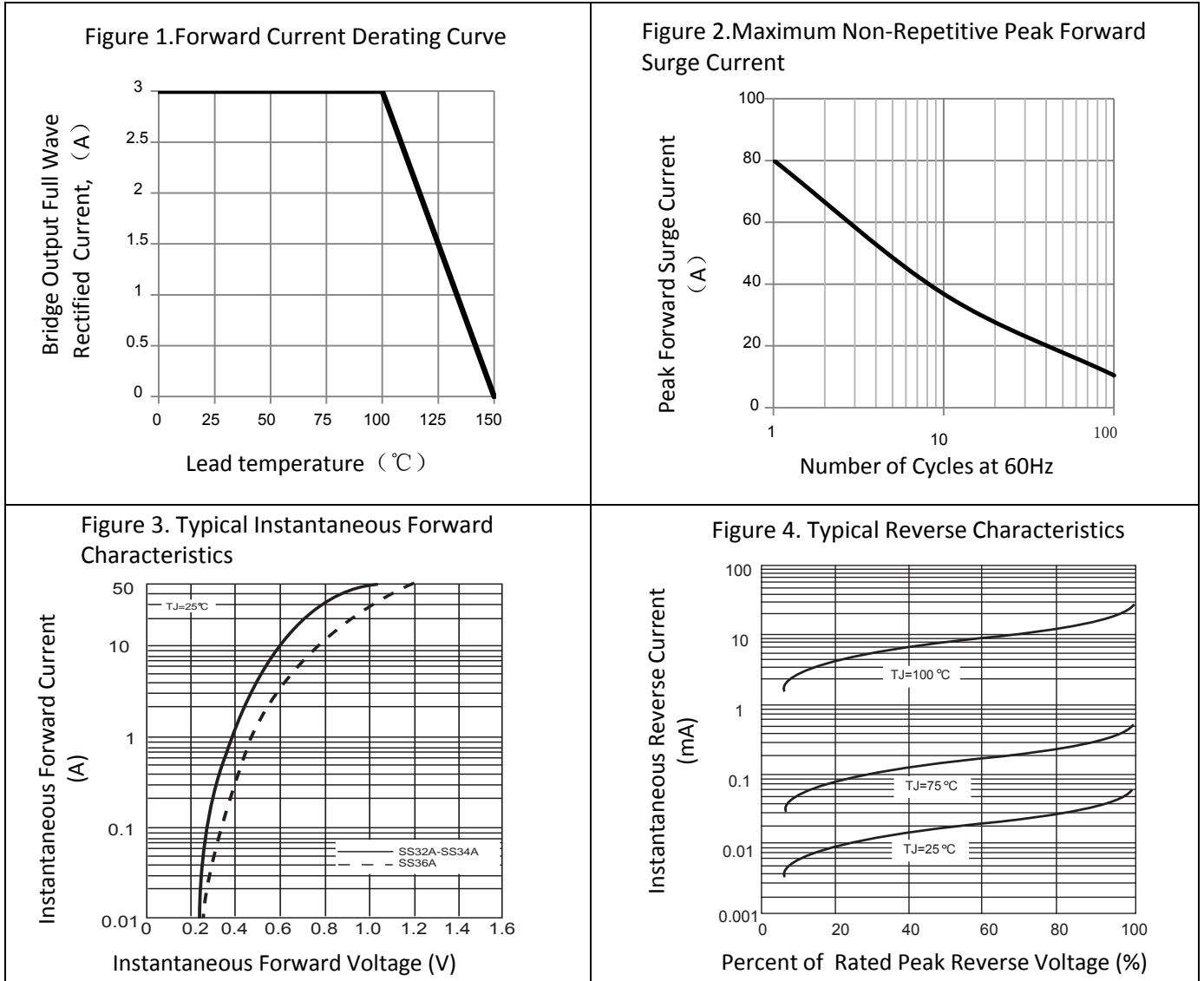
Parameter	Test Conditions	Symbol	SK32	SK33	SK34	SK35	SK36	Unit
Maximum instantaneous forward voltage	$I_F=3A, T_A=25\text{ °C}$	$V_F$	0.55			0.70		V
Maximum DC reverse current at rated DC blocking voltage	$T_A=25\text{ °C}$	$I_R$	0.50					mA
	$T_A=125\text{ °C}$		50					
Typical junction capacitance	4.0 V, 1 MHz	$C_J$	250					pF

### Thermal Characteristics

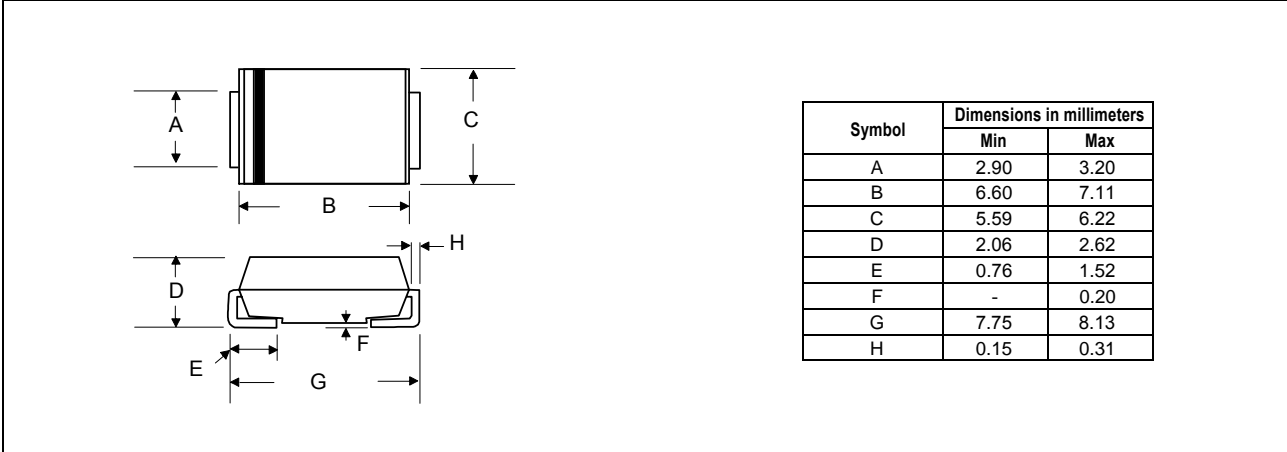
Parameter	Symbol	SK32	SK33	SK34	SK35	SK36	Unit
Typical thermal resistance <sup>(1)</sup>	$R_{\theta JA}$	80					°C/W
	$R_{\theta JC}$	40					
	$R_{\theta JI}$	18					

Note1: Thermal resistance from junction to lead, mounted on PCB with 5.0×5.0mm copper pads

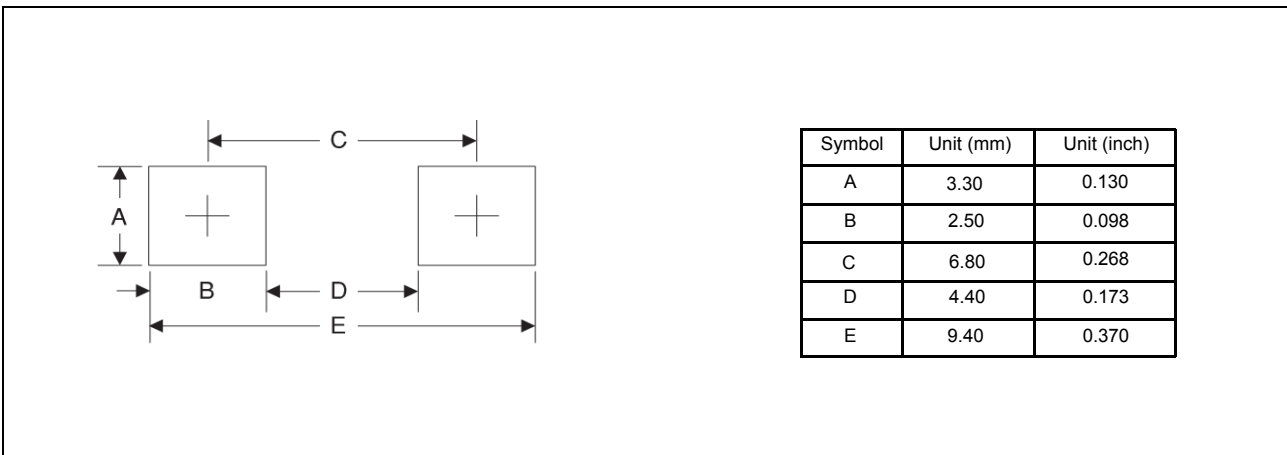
**Typical Characteristics** ( $T_{amb} = 25\text{ }^{\circ}\text{C}$  unless otherwise specified)



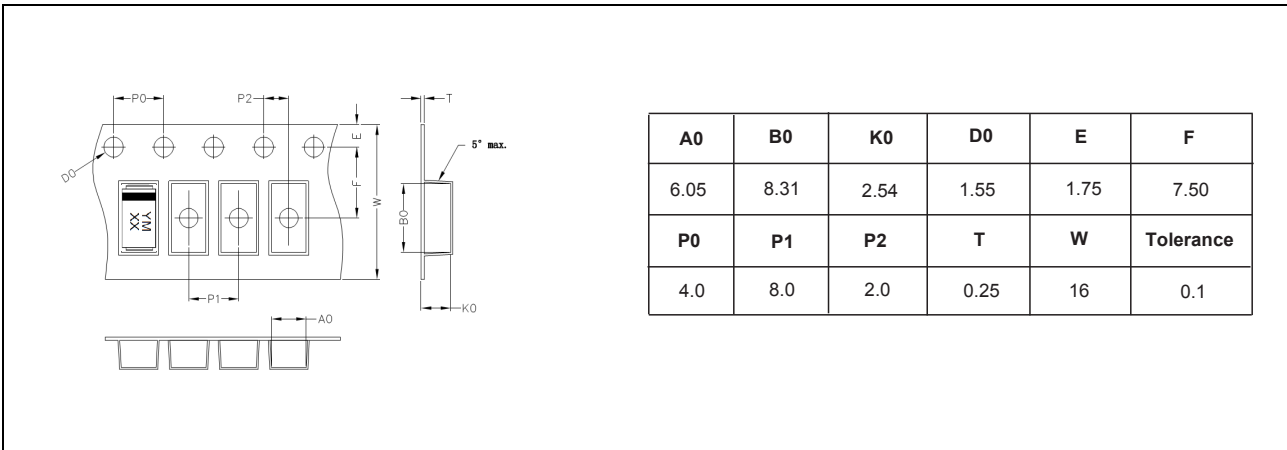
### Package Dimensions

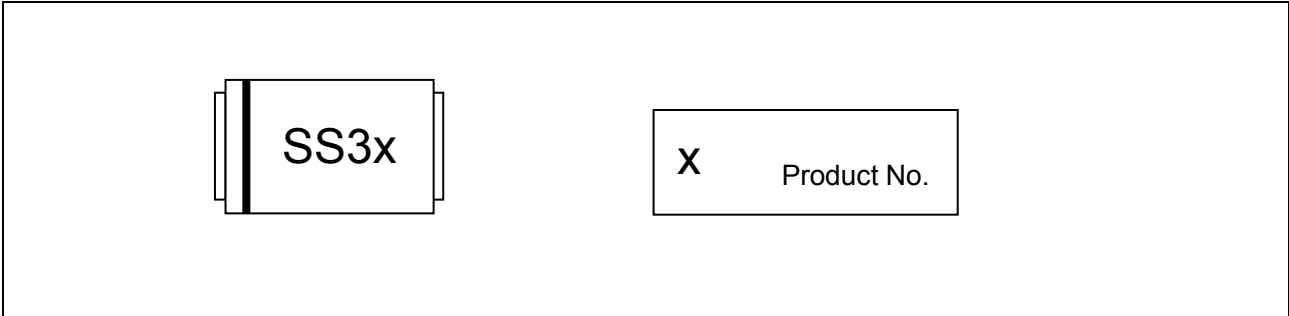


### PAD Dimensions



### Packing Information



**Marking**

**Ordering information**

Order code	Package	Packaging option	Base quantity	Packaging specification
SK32 Thru SK36	DO-214AB/SMC	Tape and reel	3000pcs / reel	EIA STD RS-481

**Revision history**

Date	Revision	Changes
23-May-2020	1.0	Initial release

## CAUTION / WARNING

Information in this document is believed to be accurate and reliable. However, RDSEMI does not give any representations or warranties, expressed or implied, as to the accuracy or completeness of such information and shall have no liability for the consequences of use of such information.

Users should independently evaluate the suitability of and test each product selected for their own applications, and RDSEMI assumes no liability what's ever relating to the choice, selection or use of the RDSEMI products and services described herein.

RDSEMI reserves the right to change or update, without notice, any information contained in this publication; to change, without notice, the design, construction, processing, or specification of any product; and to discontinue or limit production or distribution of any product.

Information in this document supersedes and replaces all information previously supplied.

Products are not designed, authorized or warranted to be suitable for use in medical, military, aircraft, space or life support equipment, nor in applications where failure or malfunction of an RDSEMI product can reasonably be expected to result in personal injury, death or severe property or environmental damage. RDSEMI accepts no liability for inclusion and/or use of RDSEMI products in such equipment or applications and therefore such inclusion and/or use is at the customer's own risk.

This document as well as the item(s) described herein may be subject to export control regulations. Export might require a prior authorization from national authorities.

Resale of RDSEMI products with provisions different from the statements and/or technical features set forth in this document shall immediately void any warranty granted by RDSEMI for the RDSEMI product or service described herein and shall not create or extend in any manner whatsoever, any liability of RDSEMI.

RDSEMI expressly disclaims all implied warranties regarding the information contained herein, including, but not limited to, any implied warranties of merchantability or fitness for a particular purpose. RDSEMI only obligations are those in the RDSEMI Standard Terms and Conditions of Sale and in no case will RDSEMI be liable for any incidental, indirect, or consequential damages arising from the sale, resale, use, or misuse of its products.

---

Specifications are subject to change without notice  
© Copyright 2020, DaJing Semiconductor  
All rights reserved